

CHIYODA LAMP

ELECTRIC LAMPS (VARIOUS ELECTRIC LAMPS)



CHIYODA


CHIYODA DENKI SANGYO COMPANY LIMITED

TOKYO JAPAN

CHIYODA INCANDESCENT LAMPS.

HOUSEHOLD LAMPS (No.1000) G.L.S. (General Lighting Service) Lamps.

(Standard Lamps)



CHIYODA No.	Watts	Bulb Shape (mm)	Max length (mm)	Base	Bulb Shape
1001	5	50,55	101	E26,B22	PS + DP
1002	10	"	"	"	"
1003	15	"	"	"	"
1004	20	55	101	"	"
1005	25	55,60	108,114	"	"
1006	30	"	"	"	"
1007	40	"	"	"	"
1008	60	"	"	"	"
1009	75	60	114	"	"


CHIYODA No.	Watts	Bulb dia (mm)	Max length (mm)	Base	Bulb Shape
1010	100	60,70	114,140	E26,B22	PS + DP
1011	150	70,80	140,180	"	"
1012	200	80	180	"	PS
1013	300	95	220	E26,E39	"
1014	500	110	240	E39	"
1015	750	127	260	"	"
1016	1000	127,165	260,332	"	"
1017	1500	165	332	"	"
1018	2000	"	"	"	"

VIBRATION & TRAFFIC SIGNAL LAMPS (No.1050) (ROUGH SERVICE LAMPS)



CHIYODA No.	Watts	Bulb dia (mm)	Max length (mm)	Base
1051	10,20,40	55	101	E26,B22
1052	60,75	60	108	"
1053	100,150	70	140	"
1054	200	80	180	"
1055	300	95	220	E26,E39
1056	500	110	240	E39
1061	40,60	ST60	110	E26,B22
1062	"	ST65	140	"

FLOODLIGHT PROJECTION LAMPS (No.1100)



CHIYODA No.	Watts	Bulb dia (mm)	Max length (mm)	Base
1101	250	G 95	128,135	E26,E39
1102	300	"	"	"
1103	500	G95,110 G125	135,150 175	"
1104	"	PS110	240	E39
1105	1000	G125	175	"
1106	"	PS165	332	"
1107	1500	"	"	"
1108	2000	G165	"	"
1109	3000	G200	360	P-60-7

CHIYODA INCANDESCENT LAMPS.

TRAIN LOCOMOTIVE ELECTRIC CAR LAMPS (No.1200)




CHIYODA No.	Watts	Bulb dia (mm)	Max length (mm)	Base	Volt
1201	20	G50	72	B22	24 V
1202	40	"	"	"	
1203	60	PS60	114	"	
1204	20	PS55	101	"	32 V
1205	40	"	108	"	
1206	100	G80	115	E26	
1207	250	G95	128	"	24 V
1208	$\frac{20}{40}$	PS55	101	B22	
1209	60	PS60	114	"	
1210	100	P 80	115	E26	
1211	150	"	"	"	
1212	200	G95	128	"	
1213	$\frac{5}{10}$	G25	40	E12	
1214	15	G40	62	E26,B22	

FISHING LAMPS (No.1300)



CHIYODA No.	Watts	Bulb dia (mm)	Max length (mm)	Base	Volt
1301	5	PS 55	101	E26	6 V
1302	10	"	"	"	
1303	20	"	"	"	
1304	40	"	108	"	12
1305	60	PS 60	114	"	24
1306	100	DP 70	140	"	24 V
1307	150,200	PS 80	170	"	
1308	300	PS 95	220	E26,E39	
1309	500	PS110	240	"	
1310	1000	PS127	245	"	
1311	1500	PS165	330	E39	
1312	2000	DP18Q	420	"	
1313	3000	DP235	445	"	

LOW VOLTAGE LAMPS (No.1400) (BATTERY LAMPS)



CHIYODA No.	Watts	Bulb dia (mm)	Max length (mm)	Base	Volt
1401	10	PS 55	101	E26,B22	6 V
1402	15	"	"	"	
1403	25	PS55 PS60	101 108	"	
1404	40	"	"	"	12
1405	60	"	"	"	24
1406	60	DP 70	140	"	32
1407	75	PS 65	115	"	50
1408	100	PS60 PS70	108 140	"	75
1409	150	PS70 PS80	140 170	"	24 V
1410	200	PS 80	170	"	
1411	300	PS 95	220	E39	
1412	500	PS110	240	"	

SPOTLIGHT LAMPS (No.1500)



CHIYODA No.	Watts	Bulb dia (mm)	Max length (mm)	Base	Remarks
1501	500	T 64	140	E26,P28	
1502	1000	"	240	E39,P40	
1503	"	G125	185	"	
1504	1500	T 64	240	"	
1505	"	G125	185	"	
1506	1000	G110	180	"	
1507	100	P 80	120	E26	
1508	250	"	"	"	
1509	300	G 80	115	"	
1510	500	G 95	135	E26,E39	$\frac{3}{4}$ Mirror
1511	1000	G125	185	E39	$\frac{1}{2}$ Mirror
1512	2000	LG127	205	"	

CHIYODA SPECIAL LAMPS.

PIGMY LAMPS S-10(S30)(No.2700)

(No.2700-1)



S30×68
S.E.S. (E14/26×18)

(No.2700-2)



S30×62
B.C. (B22D/22)

(No.2700-3)



S30×68
S.B.C. (B15D/24×20)

(No.2700-4)



S30×62
E.S. (E26/25)

SPECIAL FANCY LAMPS

No.2200
(S-14 Shape)



S-14
ST45×83
E26, B22

No.2800
(Airship shape)



C10
C32×100
E14, B15, E17

No.2900
(Twisted shape)



D33×98
E14, E26
B15, B22

No.3000
(Torpedo shape)
(Candle)



C10
C32×95
E26, B22

No.3200
(Large Torpedo Shape)



C36×100
E26, B22

No.3300
(Flame Shape)



F14
F47×110
E26, B22



F10
F32×85
E12, E14, B15

No.3550
(Chimney Shape)



BT19 BT14
BT80×145 BT45×120
E26, B22 E26, B22

No.4710
("R" Shape)



R23
R70×75
E14, B15

SIGNALING LAMPS

No.3951(A)



G14
G45×68
P15DC
12V,24V-60W
TOP Mirror

No.3951(B)



(TOP Black Coating)
G12
G40×63
P15DC
12V,24V-60W
TOP Mirror & BLACK

(No.3952)



R12
R39×67
B15SC
13V-20W
GE#1383

(No.3953)



G16
G50×75
B15DC
5.5/6V-2A/0.82A
GE#958

(No.3954)



S-11
S35×57
B15DC
24V-20W,40W,60W

CHIYODA GLOBAL (BALL) LAMPS.

GLOBAL (BALL) LAMPS (No.4000)



(WB)SILICA(WHITE)



(CL)CLEAR



(IF)FROST



(M(TOP) MIRROR(GOLD))



(M(TOP) MIRROR(SILVER))



(M(BASE) (BOTOM) MIRROR)



(M(INSIDE) MIRROR)



(M(RING) MIRROR)



G150



G125



G95



G80




G70



G60



G50



G40

FINISHES

CL	Clear
IF	Inside frosted
WB	White bowl(silica)
M	{ Mirror(silver & Gold) (Top Base Side Ring All)
NC	{ Natural Colored Red. Blue. Green. Amber. Smokey Daylight Skyblu
NM	Natural Colored Mirror.
IC	{ Inside Colored Red Blue Green Yellow White Orange Pink.
OEN	{ Outside colored. Red Blue Green Yellow white Orange

CHIYODA No.	TYPE	Bulb dia (mm)	Max length (mm)	Base	Finish
4010	G12	40	60-68	E12,E14,E17,B15	CL IF M NC NM IC OEN
4015	G14	45	66-73	E14,E17,E26,B15,B22	
4020	G16	50	72-75	E12,E14,E17,E26,B15,B22	
4025	G19	60	85	E26,B22	
4030	G22	70	100	*	
4040	G25	80	110	*	
4050	G30	95	125	*	
4060	G40	125	155	*	
4070	G48	150	250	*	

ROUND LAMPS



(No.2300)



(No.2350)



(No.2400)



(No.2450)



(No.2500)



(No.2600)

CHIYODA No.	TYPE	Bulb dia (mm)	Max length (mm)	Base
2300	G16	50	72-78	E12,E14,E17,E26,B22
2350	G14	45	66-73	E14,E17,E26,B15,B22
2400	G12	40	60-68	E12,E14,E17,E26,B15,B22

CHIYODA No.	TYPE	Bulb dia (mm)	Max length (mm)	Base
2450	G11	35	55-65	E14,E17,E26,B15,B22
2500	G10	30	45-55	E12,E14,E17,B15
2600	G8	25	40-50	E12,E14,B15

CHIYODA INCANDESCENT LAMPS

CINEMA PROJECTION LAMPS (No.1600)



CHIYODA No.	Watts	Bulb dia (mm)	Max length (mm)	Base
1601	100	T25	78	B15SC
1602	150,200	"	93	"
1603	250	"	"	"
1604	100,150	T32	95,144	P28
1605	200,300	"	116,144	"
1606	1000,1500	T64	242	E39
1607	500,750	"	144	P28
1608	1000	"	"	"
1609	750,1000	T38	"	"
1610	500	T32	"	"
1611	"	"	"	" (B)
1612	750,1000	T38	"	"
1613	8V-50W	GT42	96	P15SC

INFRARED LAMPS (No.1700)



CHIYODA No.	Watts	Bulb dia (mm)	Max length (mm)	Base	Finish
1701	125	R110 R127	150 190	E26	Clear
1702	250	"	"	"	
1703	375	R127	190	"	
1704	500	"	"	E39	Frosted
1705	125	R110 R127	150 190	E26	
1706	250	"	"	"	
1707	375	R127	190	"	Natural (Red)
1708	500	"	"	E39	
1709	125	R110 R127	150 190	E26	
1710	250	"	"	"	

PHOTO ENLARGER LAMPS (No.1900)



CHIYODA No.	Watts	Bulb dia (mm)	Max length (mm)	Base	Finish
1901	75	DP70	140	E26	White
1902	150	"	"	"	"
1903	250	"	"	"	"
1904	300,500	PS95	220	E26,E39	White & Daylight
1905	150,200,250	SH80	120	E26	White
1906	75,100	SH70	100	"	"
1907	300	PS80	180	"	White & Daylight

PHOTO REFLECTOR LAMPS (No.1950)



CHIYODA No.	Watts	Bulb dia (mm)	Max length (mm)	Base	Finish
1951	250	R85	125	E26,B22	Frosted
1952	300,375	R95	135	"	(Food or spot)
1953	500	R110	155	"	
1954	500	R127	185	"	
1955	300,375	R95	155	"	Daylight Frosted
1956	500	R110	155	"	(Food) or Spot
1957	500	R127	135	"	"

TALKIE EXCITER LAMPS (No.2000)



CHIYODA No.	Volt	Amp	Bulb dia (mm)	Max length (mm)	Base
2001	4	0.75	S25	52	B15SC
2002	"	"	T16	50	B15DC
2003	"	"	T16	54	P15SC
2004	6	1	"	"	P15SC
2005	10	7.5	T25	78	B15SC B15DC P15SC P15DC
2006	10	5	"	"	
2007	5.5	5	"	"	
2008	27	1	"	"	
2009	6	1	"	"	

OPTICAL POINT LAMPS (No.2050)



CHIYODA No.	GE US No.	Volt	Amp	Bulb dia (mm)	Max length (mm)	Base	Filament
2051	1130	6.8	1.17	51	51	B15DC	C-6
2052	1460	6.5	0.75A	"	"	P15DC	C6U
2053	1460X	"	"	"	"	"	"
2054	1630	"	"	"	"	P15DC	"
2055	1493	"	"	"	"	B15DC	"
2056	OSRAM # 8017	6	1.5W	51	51	"	C6Z
2057	OLYMPUS 6/B	15W	0.9A	35	35	B15DC	C6Z
2058	"	6/B	2A	"	"	"	C6U
2059	"	"	"	"	"	"	C6

CHIYODA INCANDESCENT LAMPS.

SEWING MACHINE LAMPS (No.2100)



No.2101 T-7(A)



No.2102 T-7(B)



No.2104 T-7(C)



No.2103

CHIYODA No.	TYPE	Bulb dia (mm)	Max length (mm)	Base	Finish
2101	T7(A)	22	65-75	E14, E17, B15	Clear & frosted.
2102	T7(B)	"	58	E12, E17, B15	

CHIYODA No.	TYPE	Bulb dia (mm)	Max length (mm)	Base	Finish
2103	T9	28	74	E26, B22	Clear & frosted.
2104	T7(C)	22	60	E14	

REFLECTOR LAMPS (INDOOR USE) (No.1800)



R62 (Spot)



R62 (Flood)
(No.1801)



R62 (Clear)



R45(E17)
(No.1809)



R45(E14)
(No.1810)



R52
(No.1808)



R80 (Spot)



R80 (Flood)
(No.1803)



R80 (Clear)



R100
(No.1805(B))



R110
(No.1806)



R127
(No.1807)

Finish clear & Frosted (Spot or Flood Type) with spatter

CHIYODA No.	TYPE	Watt	Bulb dia (mm)	Max length (mm)	Base
1801	R20	40,60,75	62	105	E26, B22
1802	R24	75,100	75	115	"
1803	R25	75,100,150	80	120	"
1804	R27	150	85	125	"
1805(A)	R30	150,200	95	140	"
1805(B)	R32	200	100	145	"
1806	R35	300	110	155	"
1807	R40	500	127	185	E26

CHIYODA No.	TYPE	Watt	Bulb dia (mm)	Max length (mm)	Base
1808	R16	25,40	52	90	E26, B22
1809	R14	15,25,40	45	65	E17, B15
1810	"	25,40	45	75	E14, B15

REFLECTOR LAMPS (OUTDOOR USE) (No.1850)



R120
(No.1852)



R135
(No.1853)



R160
(No.1854)

CHIYODA No.	TYPE	Watt	Bulb dia (mm)	Max length (mm)	Base
1851	R35	100	110	150	E26
1852	R38	150,200	120	155	"
1853	R43	300	135	210	E39
1854	R50	500	160	250	"
1855(A)	R52	1000	165	260	"
1855(B)	R57	"	180	320	"

● SPOT & FLOOD

CHIYODA INCANDESCENT LAMPS.

BLACK LIGHT LAMPS (No.8500)



(Individual Box)



A19
(DP.PS. 60)
(No.8501)



A21
(PS65)
(No.8502)



T-10
(T32)
(No.8503)



G30
(G95)
(No.8504)



G40
(G125)
(No.8505)



R24
(R75)
(No.8506)

CHIYODA No.	TYPE	Bulb dia (mm)	Max length (mm)	Base	Remark
8501	A19	60	110	E26.B22	(Individual Box)
8502	A21	65	115	"	"
8503	T10	32	132	"	"

CHIYODA No.	TYPE	Bulb dia (mm)	Max length (mm)	Base	Remark
8504	G30	95	125	E26.B22	"
8505	G40	125	155	"	"
8506	R24	75	115	"	With spatter

GROW PLANT LAMPS (No.8550)



R62
(No.8551)




R75
(No.8552)



R95
(No.8553)



R100
(No.8554)



CHIYODA No.	TYPE	Bulb dia (mm)	Max length (mm)	Base	Remark
8551	R20	R62	105	E26.B22	Daylight Frosted
8552	R24	R75	115	"	"

CHIYODA No.	TYPE	Bulb dia (mm)	Max length (mm)	Base	Remark
8553	R30	R95	140	E26.B22	Daylight Frosted
8554	R32	R100	145	"	"

NEODYMLITE LAMPS (No.8800)



C32
(No.8804)



C11
(No.8803)



R62
(No.8805)



R80
(No.8806)



R95
(No.8807)



















R127
(No.8808)


















CHIYODA No.	TYPE	Bulb dia (mm)	Max length (mm)	Base	Remark
8801	T10	T32	132	E26.B22	Clear or Frosted
8802	A19	A60	110	"	"
8803	C10	C32	95	"	"
8804	C11	C37	110	E14.B15	"

CHIYODA No.	TYPE	Bulb dia (mm)	Max length (mm)	Base	Remark
8805	R20	R62	105	E26.B22	Clear or Frosted
8806	R25	R80	120	"	"
8807	R30	R95	140	"	"
8808	R40	R127	170	"	"


CHIYODA INDICATOR & SUBMINIATURE INCANDESCENT LAMPS

INDICATOR & PILOT LAMPS (No.2150)

CHIYODA No.	2149	2150	2150(B)	2151	2151(B)	2151(C)	2152(B)	2152	2153
TYPE	T3	T3- $\frac{1}{2}$	T3- $\frac{1}{2}$	T-4	T-4	T-5	T5- $\frac{1}{2}$	T-5	S-6
									
Base	E10	E10	E10	E12	E12	E14	E14	E10,E12,E14	E10,E12,E14
				18V 24V 28V 30V 32V 0.11A C2V	110V 220V				
Base	BA9S	BA9S	BA9S			B15	B15	B15	B15
Size	T9×23	T10×28	T10×30	T13×33	T13×33	T14×30(F14) T15×32(B15)	T16×35	T15×45	S20×48-50











CHIYODA No.	2154	2155	2156	2156(B)	2156(C)	2157	2158	2159	2160
TYPE	C7	T-6	T5- $\frac{1}{2}$	T5- $\frac{1}{2}$	T5- $\frac{1}{2}$	ST-7	T-6	ST8- $\frac{1}{2}$	ST9- $\frac{1}{2}$
									
Base	E12	E12,E14	E12,E14	E12,E14	E12,E14	E14	E17	E14	E14
									
Base	B15	B15	B15	B15	B15	B15	B15	B15	B15
Size	C23.5×48-55	T20×48-60	T16×54	T17×48	T17×51	ST22×48	T20×60-70	ST26×50-55	ST29×65

SUBMINIATURE AND MICROMINIATURE LAMPS



CHIYODA No.	US No.	TYPE	Bulb size	Max length	Base style
5010	912 9511 9833	T-1	T2.5	4.75	Wire-Terminal
5015	685 718 6839	T-1	13.2	9.5	Sub-Midget Range
5015(B)	683 680 715	"	"	6.35	Wire-Terminal
5025	6838	"	"	"	" (CC2)
5025(B)	6802 6152	"	"	3.68	"
5030	373 335 7316 399	T1- $\frac{1}{2}$	T4.9	17	Midget Screw/E5
5030(B)	SW-510 512 502	"	"	13	Wire-Terminal
5040	634 580 8661	T1- $\frac{1}{2}$	T4.5	11.8	" (C2R)
5040(B)	8608 8627 8640	"	"	"	" (CF)
5045	7632 7628 7646	"	"	16	B-Pin
5070	1784 2203 8805	T1- $\frac{1}{2}$	T5.7	13.2	Wire-Terminal (CR)
5070(B)	1785 1705 2194	"	"	"	" (CF)
5075	567 3383 387 3338	"	"	16	Midget Range (R)
5080	334 386 397 388	"	"	"	Midget Screw
5090	12387 7397	"	"	"	B-Pin

MINIATURE LAMPS

CHIYODA No.	5100	5200	5300	5400	5500	5600	5700	5800	5850	5900
										
TYPE		G3- $\frac{1}{2}$		T3- $\frac{1}{2}$	G4- $\frac{1}{2}$		(PR)B3- $\frac{1}{2}$	Nipple(TL-3)		
Size	C8×23	G11×24	T9×23	T10×28	G14.5×27	G17×29	B11×32	TL9×24	T6×20	T6×25
Base	E10,BA9S	E10,BA9S	E10,BA9S	E10,BA9S	E10,BA9S	E10,BA9S	P13.5/S	E10	BA7S	BA7S

CHIYODA INCANDESCENT LAMPS.

TUBULAR LAMPS (No.3800)


(Show Window)



(No.3806-2)



(No.3806-1)



CHIYODA No.	TYPE	Bulb dia (mm)	Max length (mm)	Base
3801	T8	25	65	E14,B15,E17
3802	T9	30	90	E14,E26,B15,B22
3803	T10	32	132	E26,B22
3804	T6	19	70	E12,E14,E17,B15

CHIYODA No.	TYPE	Bulb dia (mm)	Max length (mm)	Base
3805	T6	21	110-140	E14,E17,B15
3806-1	Show Case	25	255	SF19/21
3806-2	"	32	305	"
3807	T9	27	60-68	E14,E26,B15,B22

CHIYODA No.	TYPE	Bulb dia (mm)	Max length (mm)	Base
3808	T8	25	80	E14,B15
3809	"	25	70	E14,E26,B15,B22
3810	"	25	60	E14,E17,B15
3811	"	25	105	E14,E17,B15

NAVIGATION LAMPS (No.3850)



CHIYODA No.	TYPE	Bulb dia (mm)	Max length (mm)	Base	Filament
3851	A19	60	110	E26,B22	C-17
3852	A23	70	140	"	"
3853	S19	60	110	"	"
	S-11	60	120	"	"
3854	T12	38	106	P28SC	C-8

CHIYODA No.	TYPE	Bulb dia (mm)	Max length (mm)	Base	Filament
3855	T12	38	93	E26,B22	C-20
3856	T11	35	90	"	"
3857	T 8	25	65	B15,BAY15	C-8
3858	S11	35	58	"	"

CHANDELIER LAMPS

FLAME TIP SHAPE (No.4510)



TORPEDO SHAPE (STRAIGHT) (No.4520)



CHIYODA No.	TYPE	Bulb dia (mm)	Max length (mm)	Base	Finish
4513	FLAME	25	90	E12	Clear & out side frosted White.
4514	"	32	105	"	
4515	"	"	"	E26	
4515(B)	"	"	"	E14	

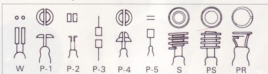
CHIYODA No.	TYPE	Bulb dia (mm)	Max length (mm)	Base	Finish
4521	STRAIGHT	25	80	E12	Clear Frosted White.
4522	"	30	85	"	
4523	"	32	95	"	
4524	"	32	95	E26	

CHIYODA NEON LAMPS.

NEON LAMPS (No.3700)



Electrode shape



CHIYODA No.	TYPE	Bulb dia (mm)	Max length (mm)	Base	Electrode Shape
3701	Tubular	T28	90	E26,B22	Cross
3702	A19	PS60	110	"	Spiral
3703(A)	Tubular	T26	60	"	"
3703(B)	"	"	"	"	PR(Green)
3704(A)	T4½	T15	82 84	B15 E14	"
3704(B)	"	"	"	"	PR
3705(A)	T3½	T10	28	E10,BA9S	PR
3705(B)	"	"	"	"	W(NE51)
3705(C)	"	"	"	"	PR(Green)
3705(D)	"	T9	25	"	PR
3706(A)	NE2	T6	25	Wire Terminal	W
3706(B)	"	T6	22	"	"
3706(C)	"	T6	19	"	"
3706(D)	"	T6	22	"	" (colour)
3707(A)	Festoon	T6	38	S7/B	W
3707(B)	"	T5	25	S5/B	"

CHIYODA No.	TYPE	Bulb dia (mm)	Max length (mm)	Base	Electrode Shape
3709	G11	G35	57	E26,B22	S(NE30,56)
3710	G10	G30	48	E12,E14,B15	S(NE32,31)
3711	Tubular	T27	90	E26,B22	Star
3712	"	"	75	"	Cross
3714	T4½	T15	45	E12,E14,B15	Spiral
3715(A)	Flicker	C32	95	E26,B22	P-5
3715(B)	"	C32	100	E14,B15	"
3715(C)	"	C25	80	E12	"
3716(A)	"	T7	24	BA7S	PR
3716(B)	"	"	"	"	PR(Green)
3717	S10	S30	62	E26,B22	Spiral
3718	T1½	T5.8	16	Midgel Flange Grounded	W
3719	"	T12	30	E14,B15	PR
3720	T4	T13	33	E12	Colour
3721	"	"	30	E14	PR
3722	T4½	T15	39	E12,B15	P-4(NE5,48,51)
3723	Telephone	T6.8	44.5	Slide	W
3724	"	T5.5	30	"	"
3725	"	T5.5	22	"	"

X'MAS DECORATION LAMPS

CHIYODA No.	TYPE	Bulb dia (mm)	Max length (mm)	Base	Finish
8100	C7½	C23.5	53	E12	Clear & Colour
8200	C9½	C30	75	E17,B15	

Outside Coloured usually, but Inside Colours available, (Red, Blue, Orange, White, Yellow)

These 2 item are used for paralld type sets.

CHIYODA COLOURED LAMPS.


REFLECTOR COLOURER LAMPS (Natural colour glass)



GLOBAL(BALL)COLOURED LAMPS



"PS" (A type) COLOURED LAMPS



CHIYODA COLOURED & DECORATION LAMPS.

ROUND LAMPS

G12 (G40) (No.2400)
G11 (G35) (No.2450)



ROUND LAMPS

G16 (G50) (No.2300)



ROUND LAMPS

G10 (G30) (No.2500)
G8 (G25) (No.2600)



SIGN LAMPS

S14 (ST45) (No.2200)



INDICATOR & PILOT LAMPS

(No.2155)



(No.2156)



(No.2157)



DECORATION LAMPS

C7 1/2 (No.8100)



(No.2159)



PIGMY LAMPS

S-10 (S30) (No.2700)




TORPEDO SHAPE LAMPS

C-11 (C32) (No.3000)



CHIYODA AUTO & STUDIO & SPECIAL LAMPS.

AUTO LAMPS (No.3900)



CHIYODA No.	Bulb dia (mm)	Max length (mm)	Base	US No.
3901	G3½	11	E10 P40.5	#50.51.53 (Indicator)
3902	G4½	14.5	"	#55.57 (Dial)
3903	G6	18.5	B15	#63.64.67.68. #81.82.89.90 (Tail)
3903(B)	B6	19	45	#209.210,1003,1004.
3904	S8	25	50.8	#87.88.93.94 (Stop)
3905(A)	Festoon	8	32	S7 (Room Light)
3905(B)	"	11	39	S8.5 (" "
3905(C)	"	15	44	(" "

CHIYODA No.	TYPE	Bulb dia (mm)	Max length (mm)	Base	Remarks
3906(A)	RP11	35	57.2	B15	(Head Light)
3906(B)	"	"	"	P15	"
3907	S11	35	70	BA20	(Bosch) (German)
3908	G12	40	65	"	(Bosch) (French)
3909	T9	28	62	P22	(Lucas) (Head)
3910	G12	40	77	P45t	3 Contact Lug Flang (French)

STUDIO LAMPS (No.4100)




CHIYODA No.	TYPE	Bulb dia (mm)	length (mm)	Base	Light Center
4101	1000WLG	127	220	E39 P40	148
4102	1000WPS	127	258	"	190
4103	"	165	332	E39	240
4104	1500WLG	127	220	P40	148
4105	2000WPS	165	332	E39	240
4106	2000WG	150	243	"	135
4107	"	"	"	P60-78	120
4108	3000WG	200	360	P60-7	
4109	500WLG	95	140	E26	
4110	1000WLG	110	180	E39 P40	
4111	RGS80	80	130	E26	Clear & Frosted
4112	RGS105	105	155	"	"
4113	G30SP	95	130	"	"

BICYCLE DYNAMO BULBS (No.4200)



CHIYODA No.	TYPE	Bulb dia (mm)	Max length (mm)	Base	Volt
4201	G6	18.5	36	B15SC	6, 10, 12, 16 V
4202	T7	19	40	B15SC	16, 20 V
4203	G4½	14.5	27	E10 BA9.5	6 V
4204	"	"	"	"	(Dia Glas)



HIGH INTENSITY LAMPS (No.4900)



CHIYODA No.	TYPE	Bulb dia (mm)	Max length (mm)	Base	Remark
4901	S-11	35	64.59	E15 B15	100 V 250
4902	RP-11	35	54	B15	GE # 1133
4903	S-8	25	51	B15SC	GE # 93

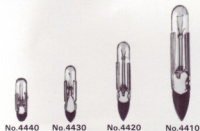
CHIYODA HALOGEN & TELEPHONE & SPECIAL LAMPS.

HALOGEN LAMPS (No.4300)



CHIYODA No.	TYPE	Bulb dia (mm)	Max length (mm)	Base	Watt
4310	J	T-8	118	R7S	200,300W
4311	"	T-11	118	"	500
4312	"	"	189	"	1000
4313	"	"	254	"	1000,1500
4314	"	"	332	"	2000
4320	JPD	T-14	78	"	500,600,650
4321	"	T-17	108	"	1000
4330	JP	T-11	118	"	500,750,800
4331	"	"	127	"	1000
4340	JC	T-11	44	G6.35-1	50,100
4341	"	T-13.5	50	G6.35-1&2	150,250
4350	JD	T-18	103	G9.5-3	750,1000
4360	JCD	22	62	GY9.5	200,100
4361	"	30	90	2pin	1000


TELEPHONE LAMPS (SLIDE BASE) (No.4400)



CHIYODA No.	TYPE	Bulb dia (mm)	Max length (mm)
4410	T2	T6.8	46.5
4420	T1½	T5.5	30
4430	T1½ (K)	T5.5	22
4440	T1½	T4.6	22

Volts	Amps	Lm	M.S.C.P.	Life(hrs)	Filament
6	02	3	024	5000	C6
6	04	6	048	"	C2V
6	20	7.5	6	1000	C2R
12	02	4	032	5000	C2V
12	04	1.1	088	"	"
24	02	8	064	"	C2F
24	025	2.7	215	2000	"
28	024	3.1	247	"	"
28	04	3.8	3	5000	"
30	02	1.3	1	"	"
36	02	1.8	143	"	"
48	02	1.6	127	"	CC2F
60	02	2.4	191	"	"

CARBON FILAMENT LAMPS (No.4780)



CHIYODA No.	TYPE	Bulb dia (mm)	Max length (mm)	Base	Finish
4780	BT	60	140	B26,B22	Clear frosted
4781	"	"	"	"	Colour
4782	ST	60	120	"	Clear

SILVER & GOLDEN BOWL LAMPS (No.4850)



CHIYODA No.	TYPE	Bulb dia (mm)	Max length (mm)	Base	Finish
4850	A17	55	108	E26,B22	Top Mirror
4851	A19	60	114	"	Silver & Gold
4852	A23	70	140	"	"

FLUORESCENT LAMPS (No.6000)



CHIYODA No.	TYPE	Watts	Bulb	Bulb dia		Nominal length	
				(mm)	(inch)	(mm)	(inch)
6100	F4T5	4	T5	15	5/8	134.5	5 1/4
6200	F6T5	6	"	"	"	210.5	8 3/8
6300	F8T5	8	"	"	"	287	11 3/8
6400	F10T8	10	T8	25	1	330	13 1/8
6500	F15T8	15	"	"	"	436	17 1/8
6600	F20T10	20	T9	29	1 1/8	589.8	23 1/8
6800	F30T10	30	"	"	"	630	25 1/8
6900	F40T10	40	"	"	"	119.8	4 3/8

GLOW SWITCH STARTERS (No.7000)



CHIYODA No.	TYPE	Bulb dia (mm)	Max length (mm)
7001	FGIE	10,20,30W E17 Base	116.5
7002	FG1P,2P or FS2	10,20W	21±1
7003	FG3P	30W	"
7004	FG4P or FS4	40W	"
7005	FSU	4W-80W	"
7050	Wire Terminal		T12

CHIYODA LAMPS.

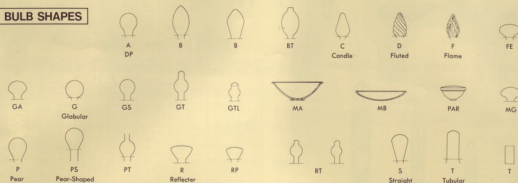
BULB FINISHES

CL.	clear
IF.	inside frosted
DCL.	daylight clear
DIF.	daylight inside frosted.
EN.	enameled
IC.	inside colored
RFL.	reflecting
SB.	silver bowl
WB.	white bowl
NC.	natural colored

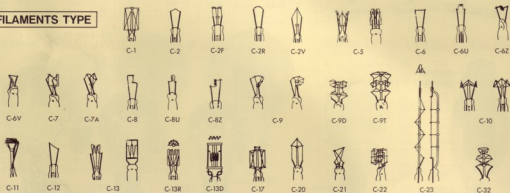
※Typical color abbreviations ※

A	- amber	FT	- fiametint
B	- blue	OG	- orange
G	- green	Y	- yellow
R	- Red	PK	- pink
GO	- gold	O	- opal
W	- white		

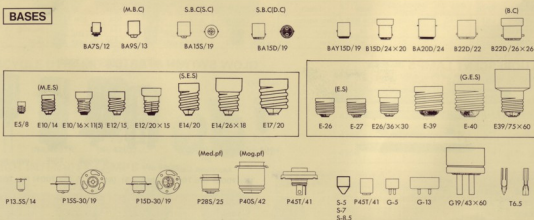
BULB SHAPES



FILAMENTS TYPE



BASES



CHIYODA DENKI SANGYO
COMPANY LIMITED TOKYO JAPAN

AGENT